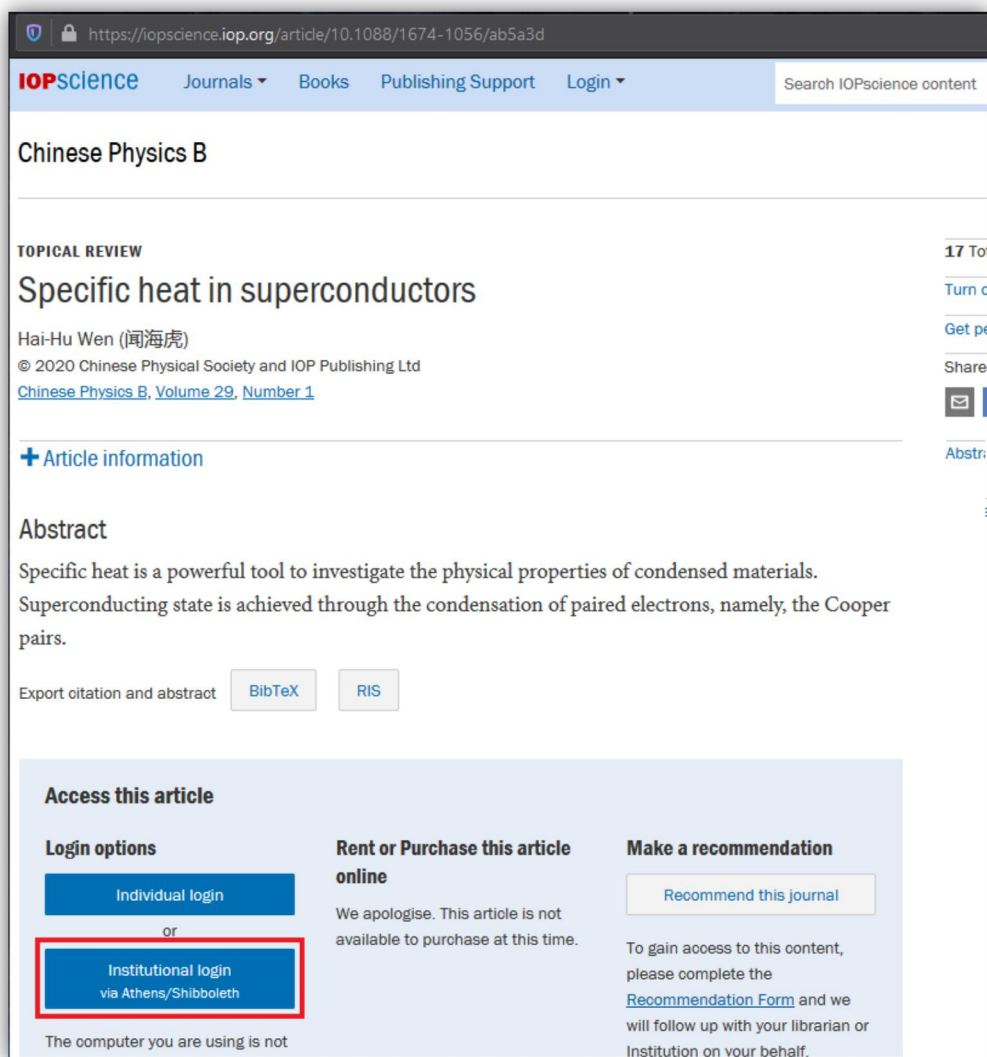


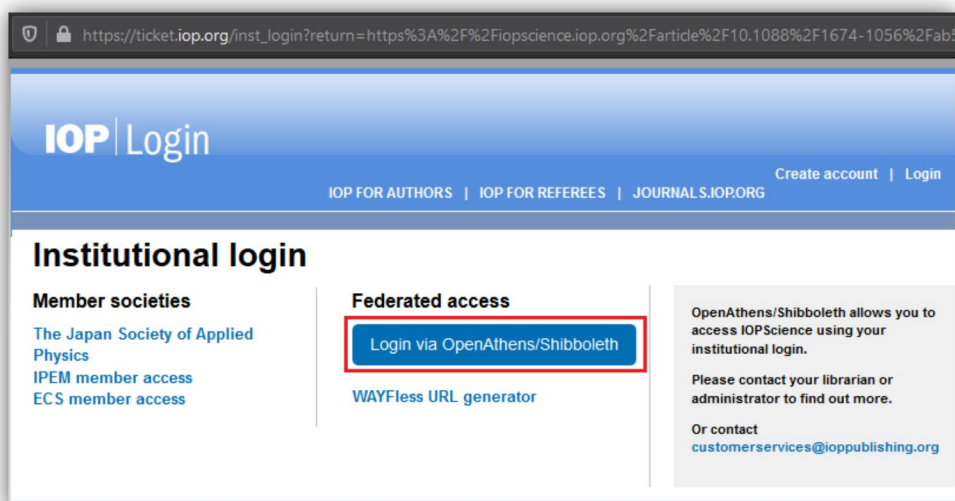
CARSI 用户资源访问流程 (IOPscience 版)

1. 使用非校园 IP 地址打开浏览器，输入 <https://iopscience.iop.org>，通过访问 IOPscience 平台上的期刊文章或电子书（整本书或单独章节），选择页面下方的“**Institutional Login via Athens/Shibboleth**”登录方式。

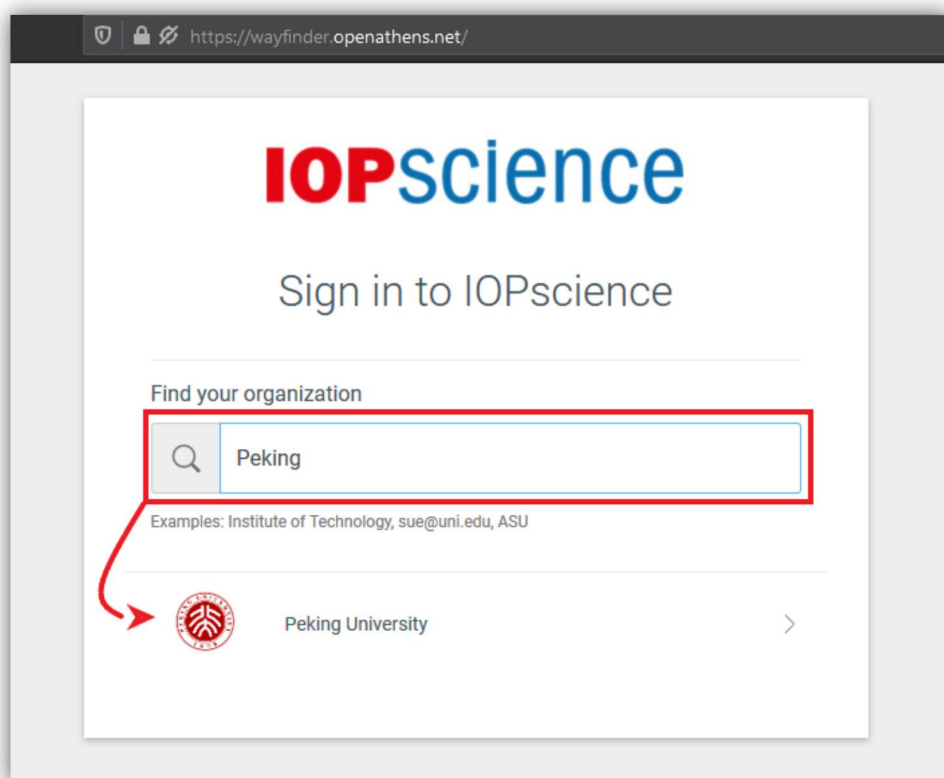


The screenshot shows the IOPscience website interface. At the top, there is a navigation bar with 'IOPscience', 'Journals', 'Books', 'Publishing Support', and 'Login'. A search bar is on the right. The main content area displays the article title 'Specific heat in superconductors' under the journal 'Chinese Physics B'. Below the title, it lists the author 'Hai-Hu Wen (闻海虎)' and the copyright information '© 2020 Chinese Physical Society and IOP Publishing Ltd'. There are buttons for 'BibTeX' and 'RIS' to export citation information. The 'Access this article' section is highlighted with a light blue background and contains three columns: 'Login options' with buttons for 'Individual login' and 'Institutional login via Athens/Shibboleth' (the latter is highlighted with a red box), 'Rent or Purchase this article online' with a message that the article is not available for purchase, and 'Make a recommendation' with a 'Recommend this journal' button.

2. 页面将会跳转到 “Institutional Login”，之后选择“Login via OpenAthens/Shibboleth”。



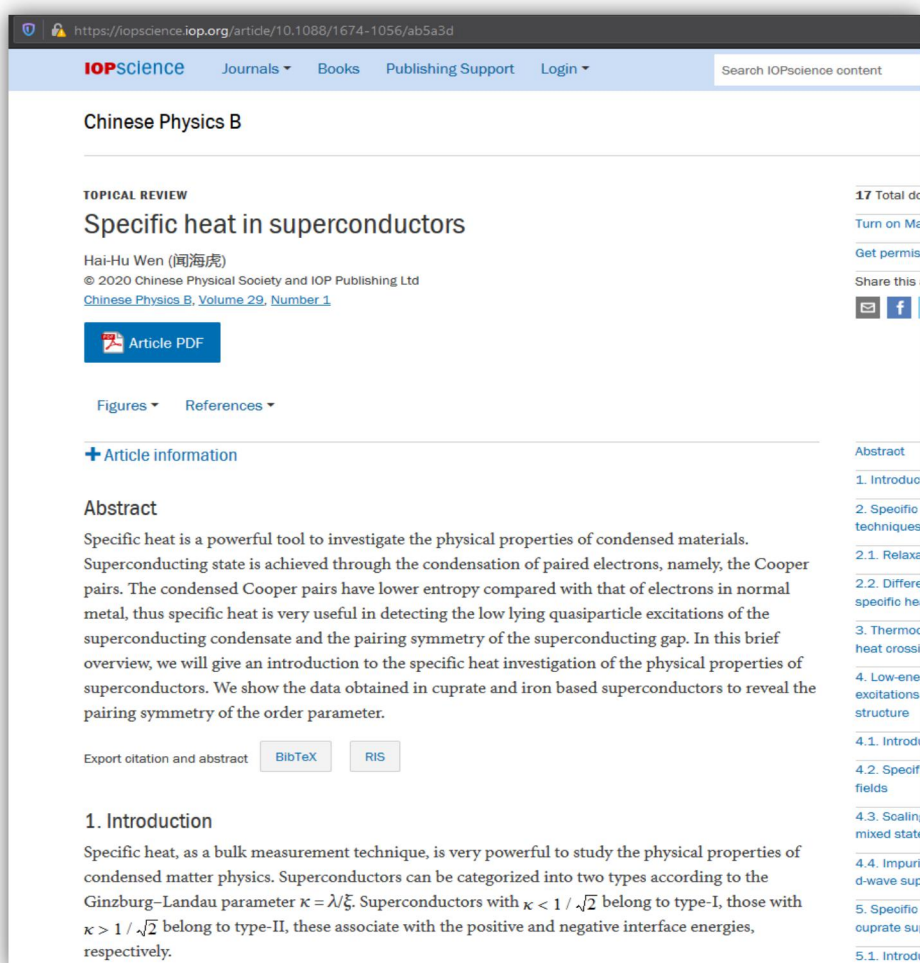
3. 在 IOPscience WayFinder.页面搜索自己的学校，例如：Peking University。



4. 到学校登录页面输入用户名，密码。



5. 登录成功后您将会返回到 IOPscience 的期刊或电子书（整本书或单独章节）页面进行授权访问。



6. 如果您登陆后依然无法访问，请联系本校的图书馆员。